




*(Mounting bracket not included,
see page 4 for options)*

XFP Video Flame Detector – Long Range

The XFP is a dual spectrum video flame detector which simultaneously processes visual and infrared feeds to recognise and detect fire. It is part of the Ciqurix CORE system, and uses the Ciqurix QLS protocol which provides data and battery-backed power from a CORE Control Hub or Extension Hub. It has an integral connection box with cable entry gland and punchdown termination, designed specifically to facilitate simple installation using fire-resistant 4-pair data cabling.



FC-XFP-106

100m
FIRE DETECTION

46°
horizontal
NARROW 6mm LENS

IP66
USE IN WET AREAS

This data sheet is for the FC-XFP-106 which has a long range 46° 1-100m lens. Alternatively for the wide area 65° 1-65m version see FC-XFP-104.

The XFP range also includes XFPH variants for extreme low temperature use, and XFPA variants with air purge for dusty environments. Contact your supplier for more information.

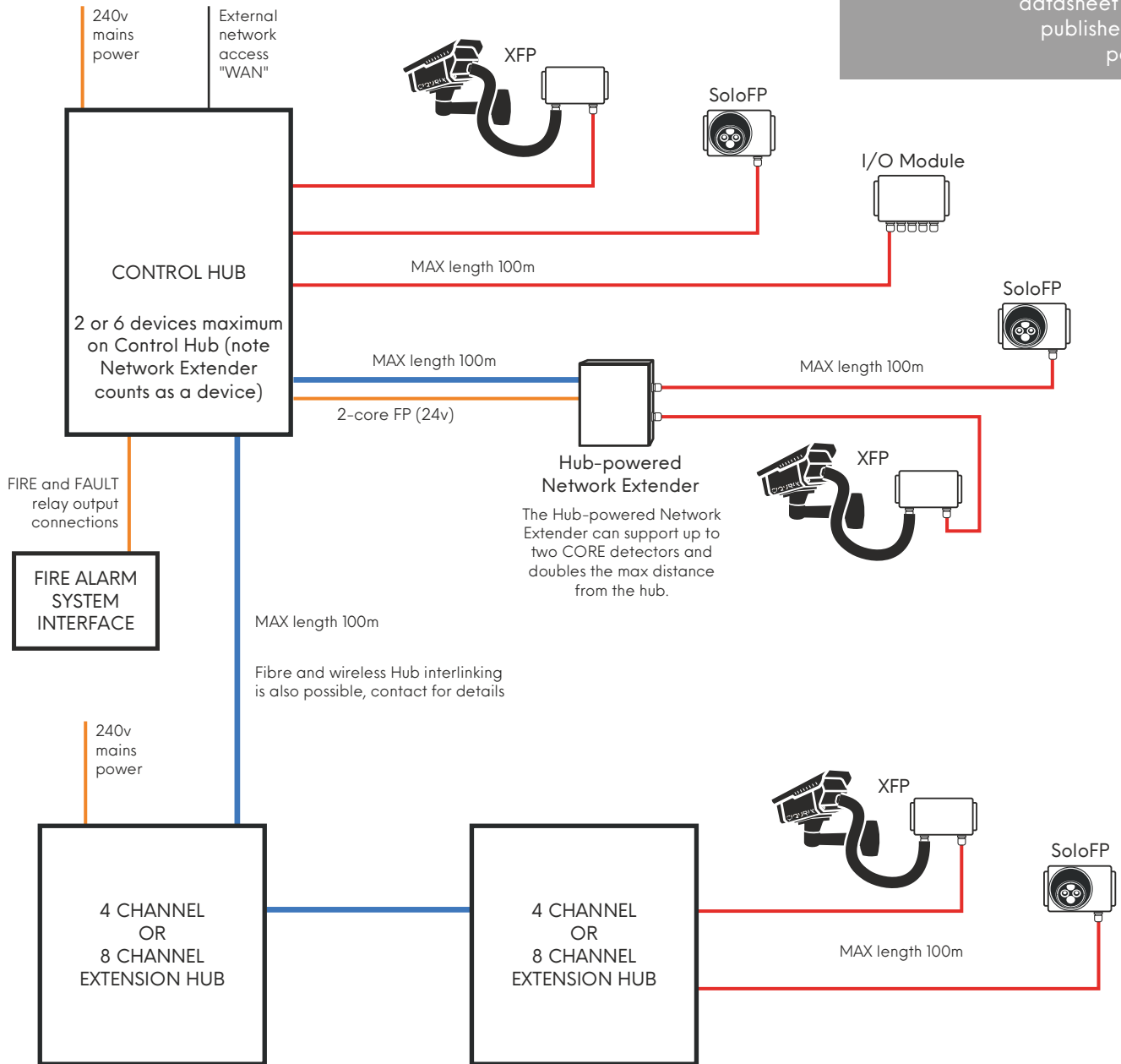
When used with a CORE hub and wired in suitable fire-resistant cable, the FC-XFP-104 is designed to enable the installation to meet the requirements of BS5839-1:2017 and can be used as primary or sole means of fire detection.

E&OE. Ciqurix operates a program of continuous product development. Specifications, product availability and part codes may be subject to change without notice. Any images provided in this sheet are representative samples. Please always check with Ciqurix for the latest information.

Layout

This is an indicative layout for guidance only. Every site is different; please contact Ciqurix for advice.

- Hublink - fire rated cat6 - data
- QLS - fire rated cat5e or cat6 - data/power
- Ancillary connections - standard "FP" 2 core



4 or 8 additional devices maximum per Ext Hub (depending on model).
Hubs can be connected directly to Control Hub or daisy-chained.

Each QLS field device is connected directly to a Hub using a fire rated 4-pair cat5e or cat6 data cable. Hubs are linked together using fire rated 4-pair cat6 data cable (fibre-optic and wireless linking is also possible). Hub-powered Network Extenders also require a fire rated 2-core dc power cable from a Hub.

E&OE. Ciqurix operates a program of continuous product development. Specifications, product availability and part codes may be subject to change without notice. Any images provided in this sheet are representative samples. Please always check with Ciqurix for the latest information.

OPA-X Dual Lens Technology



The XFP Video Flame Detector uses the Ciqurix OPA-X Dual Lens Optical Processing Technology Unit to detect flame at an early stage.

OPA-X simultaneously processes live video and infrared video to look for fire. All the analytics and processing are done onboard the OPA-X in real time. At the same time as processing the live video stream, a separate high definition near-infrared video sensor provides an infrared video stream to a separate analytics engine, also onboard the OPA-X unit.

The analytics look at the colour, brightness, shape, flicker, movement and edge behaviour of potential flame, and compare this with previous images to spot developing fire.

Because a visible fire also has to look like flame in the infrared spectrum, the OPA-X can be extremely sensitive to fire and yet reject common causes of false alarms. The use of infra-red analytics means that the OPA-X can detect flame in the dark, through smoke, and in fog - because the infrared feed is largely unaffected by these conditions.



Alarm Output

- 4 x alarm output relays plus a global fault relay built-in to Control Hub
- Unlimited I/O Modules per system, each with 4 relay outputs
- Up to 8 zonal alarm areas per detector
- Advanced cause and effect options



Video Feed

As a secondary function the XFP provides a live video feed in RTSP format, which can be recorded and viewed via an optional Network Video Recorder (NVR) fitted in the Control Hub. The NVR can be remotely viewed on a PC or phone across the client's network or internet. We also offer dedicated hardware for remote viewing.

Each XFP Video Flame Detector will appear to the NVR as an IP camera, providing a high-resolution main stream at 30fps and a low-resolution sub stream at 5fps. The alarm crosshairs and location information are burned into the video stream by the OPA-X unit at source, so will appear on the live view and recorded footage.

The CORE system is designed so the outputs can be easily connected to anything - fire alarm system, suppression, alarm sounder, remote communicator, etc.

The Control Hub has a global fault output and 4 alarm relay outputs. Each CORE Input/Output Module has a further 4 relay outputs. Every relay is volt-free changeover and is independently programmable. Each XFP detector can have up to 8 zonal areas drawn in the view, each of which can each be linked to a different relay output. Relays can be set to operate from one or more zones (including across different detectors), a single detector, a group of detectors, or all detectors (global).

E&OE. Ciqurix operates a program of continuous product development. Specifications, product availability and part codes may be subject to change without notice. Any images provided in this sheet are representative samples. Please always check with Ciqurix for the latest information.

Brackets

Bracket not included,
available separately



Vertical
BR-XV



Horizontal
BR-XH



Ceiling
BR-XC



Pole
BR-XP



FC-XFP-106



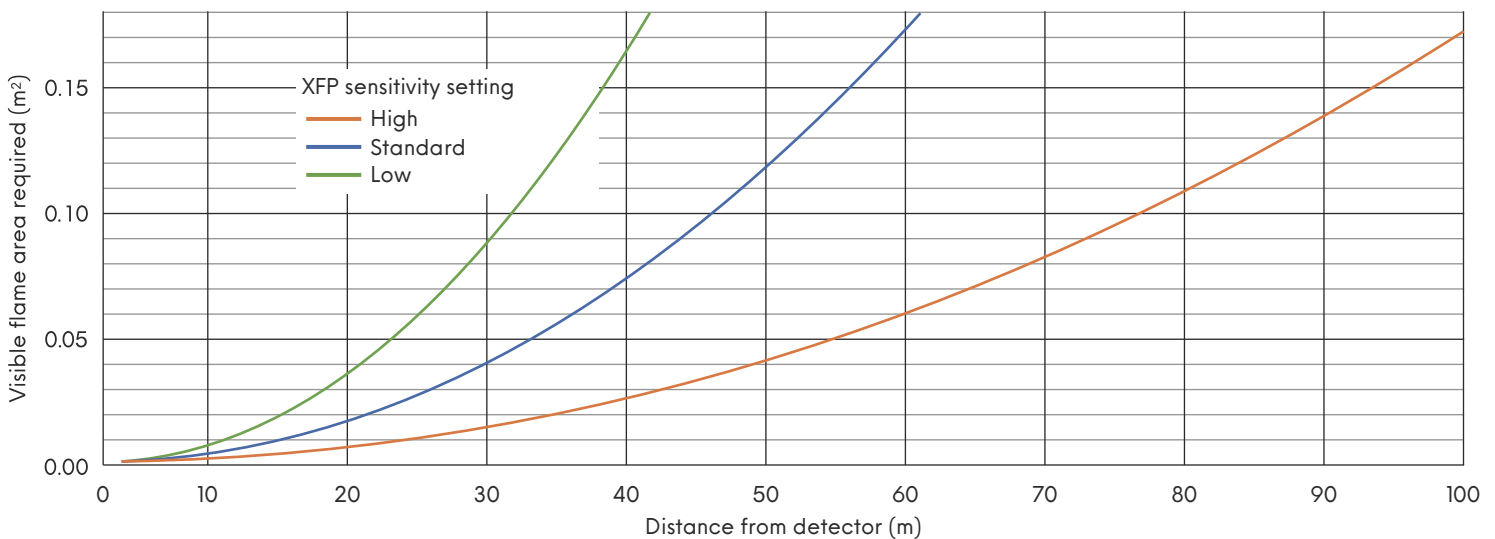
datasheet version 1.8
published 25-11-24
page 4 of 4

Specification

FC-XFP-106	
Detection distance:	1 - 100m
Coverage angle:	46°(h) 25°(v)
Temperature:	-10°C to +50°C
Detection time:	10 seconds (typical)
Environmental:	IP66 96%RH pH 4.5-8.5 Not suitable for chloride- or sulphide-rich environments (eg by salt water).
Power:	9-36Vdc 4W (supplied in QLS connection from CORE Control Hub or Extension Hub)
Cabling requirement:	1 x fire-resistant Cat5e/6 data cable from CORE Control Hub or Ext Hub (carries data & power) Maximum distance from Hub depends on cable spec, typically 80m (Cat5e), 100m (Cat6) Inline network extender available, see CT-NEFP-102
Dimensions (FCam):	260mm (l) x 107mm (w) x 110mm (h) (Box): 252mm (l) x 146mm (w) x 56mm (d)
Weight:	2.1 Kg
Alarm output:	Programmable fire and fault contacts located on CORE Control Hub or I/O Module
Video format:	RTSP H.264 1280x720@30fps (Main) 320x240@5fps (Sub)

Sensitivity

Indicative flame size values; real-world sensitivity can be affected by multiple factors



E&OE. Ciqurix operates a program of continuous product development. Specifications, product availability and part codes may be subject to change without notice. Any images provided in this sheet are representative samples. Please always check with Ciqurix for the latest information.

+44 (0)1803 467300 sales@ciqurix.com

CIQURIX